








COSHH ASSESSMENT SHEET

Sheet Number:1003

COMPANY NAME: Mannings Harlequin Ltd.													
OPERATION / PROCESS: Painting Woodwork & Metalwork													
LOCATION: EfW ,Exeter													
PRODUCT/SUBSTANCE USED: Dulux Satinwood							DATA SHEET NO: G406						
HAZARDOUS CONTENT: All except Extra Deep Base: Cobalt Carboxylate <2.5% Ethyl Methyl Ketoxime <2.5% Naphtha, Hydrotreated Heavy 10-25% Naphtha Hydrodesulf. Heavy 10-25%							O.E.L. / M.E.L. LTEL 8-hr TWA STEL 15-min 0.1 mg/m ³ 0.3 mg/m ³ 10 mg/m ³ (Manufacturer's Recommended Limit) No exposure limit defined by EH40/2005 No exposure limit defined by EH40/2005						
EXPOSED PERSONS: Operatives and bystanders													
FREQUENCY OF EXPOSURE: As determined by work load							DURATION OF EXPOSURE: As determined by work load						
HAZARDS: <ul style="list-style-type: none"> • Irritating to skin. • Flammable liquid and vapours. • Harmful; may cause lung damage if swallowed. • Repeated exposure may cause skin dryness or cracking. • CHIP classification: Flammable. 													
CONTROL MEASURES TO BE PUT IN PLACE: <ul style="list-style-type: none"> • Prohibit smoking, eating and drinking in the work area. • Avoid inhalation of vapour, particulates and spray mist. • Use only in well ventilated areas. • Avoid contact with skin and eyes. • Provision and use of suitable PPE including goggles, gloves and overalls. • When applying by brush or roller to large surface areas or using in small confined spaces, the wearing of air supplied breathing apparatus will always be necessary. When applying for short periods, a cartridge mask may be worn providing the filter is changed regularly. 													
 TOXIC		 HARMFUL		 CORROSIVE		 IRRITANT		 HIGHLY FLAMMABLE		 OXIDISING		 EXPLOSIVE	
Yes x	No	Yes x	No	Yes	No	Yes x	No	Yes x	No	Yes	No	Yes	No

EXPOSURE ASSESSMENT: OPERATORS AND OTHERS
 Acceptable if the procedures outlined to minimise risk of exposure are adhered to.
 (Note: Where work area is not suitably ventilated, then monitor air to check vapour levels against specified exposure limits)

ASSESSOR Alan Mannings	POSITION Health and Safety Adviser	DATE 25.11.13
---------------------------	---------------------------------------	------------------

SITE SPECIFIC ASSESSMENT

On each site and each location, the generic assessment overleaf must be reviewed to ensure that all significant hazards and their risks are identified and controlled.
Completion of this side will ensure that your assessment is both appropriate and complete.

Maximum number of people involved in activity:		
Additional specific hazards identified:		
Additional control measures required:		
Assessment of remaining risks: insignificant/low/medium/high		
Is residual risk level acceptable?		
Serious or imminent danger risks identified: Yes/No Emergency action required:		
Name(s) of competent person(s) appointed to take action:		
Circumstances which will require additional assessment:		
Circulation of Risk Assessment (tick)		
Contractor	Site Copy	Employees
Subcontractor	Other	Client
On-Site Assessment Signed	Print Name	Date